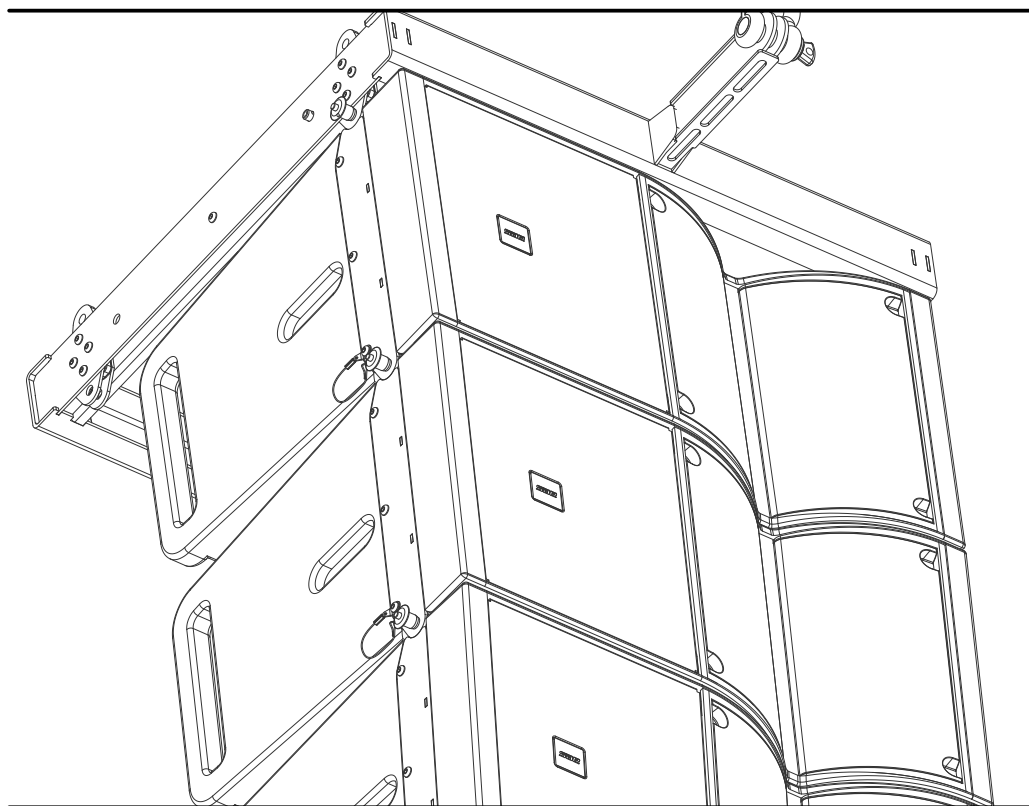




Loudspeaker system

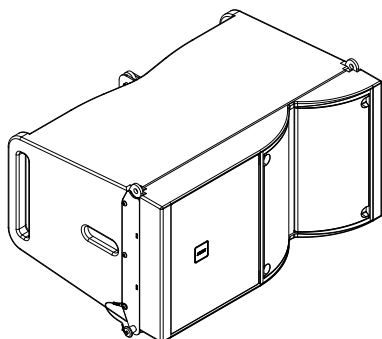
User's manual



AX12

Active full range vertical line-array loudspeaker

VN:1



P/N:
060200000246800 left
060200000247800 right

AX12 is a active full range vertical line-array loudspeaker which is composed of 1x12" low and 1x3" compression Hi driver.

It has "easy-to-use" professional installation design, with excellent phase and frequency response which make you have impressive experience even in far field. Module designed with HF horn of H110°/70° symmetric or 90° asymmetric x V10° frequency coverage angle, independent external active amplifier module with maximum output up to 139dB with single module. Each independent channel of power amplifier drives it's own speaker, because of use independent power module it can achieve consistent group delay. Built-in DSP processor for easy use.

Premium grade birch plywood cabinet with CNC manufacturing process.

Patented auto-locking mechanism allows wide selection of angles while components are on the ground. Almost four times the installation efficiency of the similar products. one guy can complete the system installation. AX12 will have good performance with extended subwoofer reinforced with BX28.

Electroacoustic

Input sensitivity: 32dB

Short term SPL_{max}: >139dB([STD]preset)

(Peak level at 1 m under half space)

Frequency Response: 50~18kHz

Electric power: 96~265VAC 50~60 Hz

Horizontal: 110°/70°symmetric or 90°asymmetric

Transducers:

LF: 1x12" Neodymium driver (V.C: 3"8)

HF: 1x Neodymium compression drivers
(V.C: 3"; Throat: 1.4"; 16)

Amplifier: 2x600W_{RMS}@8 CLASS D

Processor: 24Bit /96k DSP

Connector:

2xPowerCon TRUE1(Power)

2xXLR parallel(Audio)

DSP control: TCP/IP(Windows)

(Select the preset touch surface on the touch panel)

Rigging components:

3-point rigging system: Ground preset curvature

Inter-enclosure angles:

0.25°, 1°, 2°, 3°, 4°, 5°, 7.5° or 10°

Application:

Minimum 2, maximum 16 units line array

Cabinet:

Premium grade birch plywood made by CNC

Front:

steel grill with coating acoustically neutral 3D fabric

Finish:

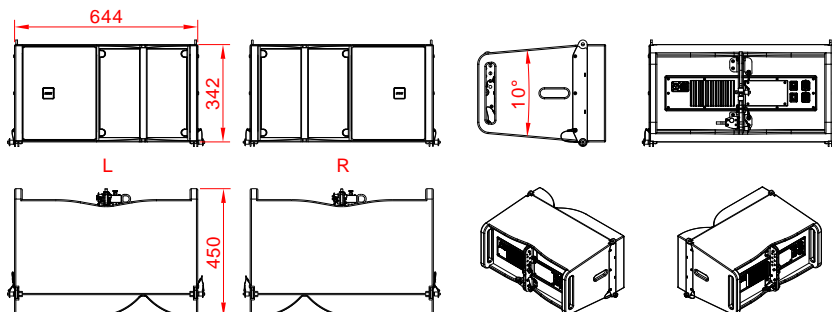
black polyurea spot spray

Product DIM(mm):

W645xH342xD450

Net weight:

33kg/73lb

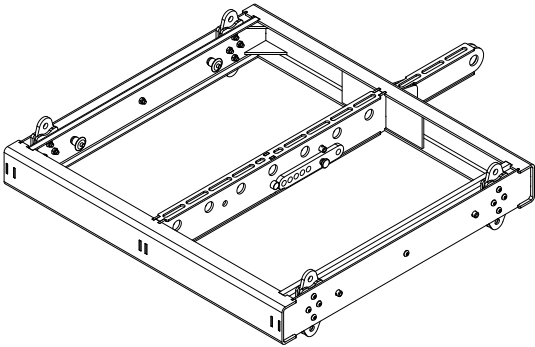


Rigging and Stacking

AX12-AF

Array frame for AX12

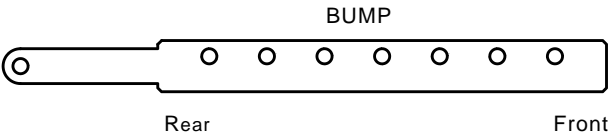
Weight: 17kg/37.5lb
WLL: 600kg/1323lb



Recommend using 19mm(3.25T) shackles



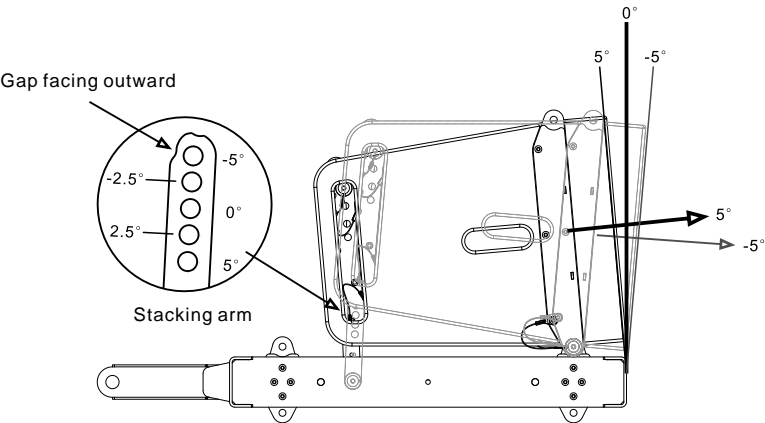
5/8" shackle



Ground Stacked



Stacking is not recommended to exceed 5ps AX12

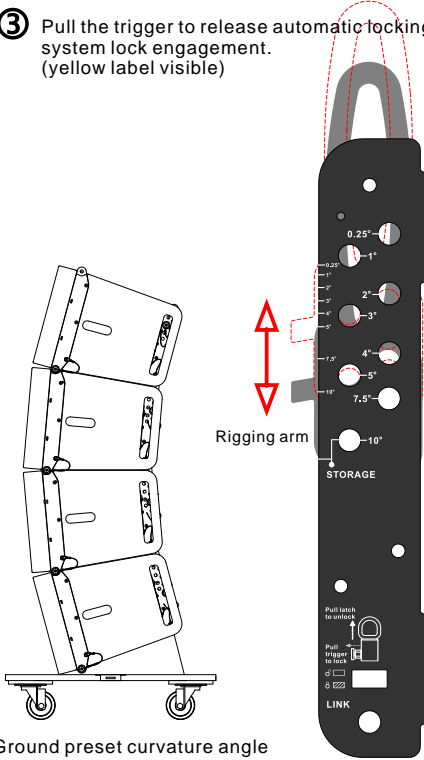


Rigging system description

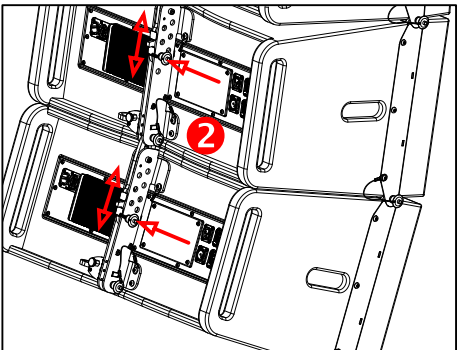
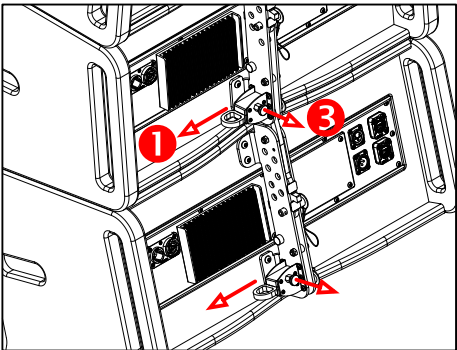
Rigging steps

AX12 can preset curvature angles on the ground Simply insert the pin into the desired curvature angle hole to complete the setup.

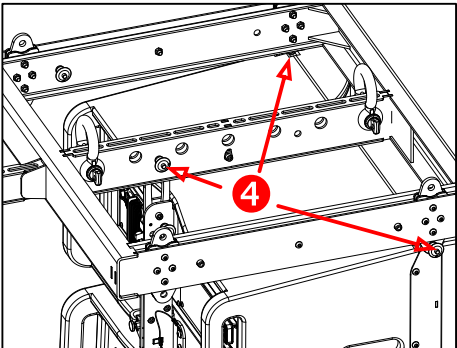
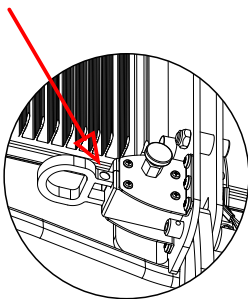
- 1 Pull to the locked position (yellow label visible).
- 2 Preset curvature angle and insert pins.
- 3 Pull the trigger to release automatic locking system lock engagement. (yellow label visible)



Ground preset curvature angle

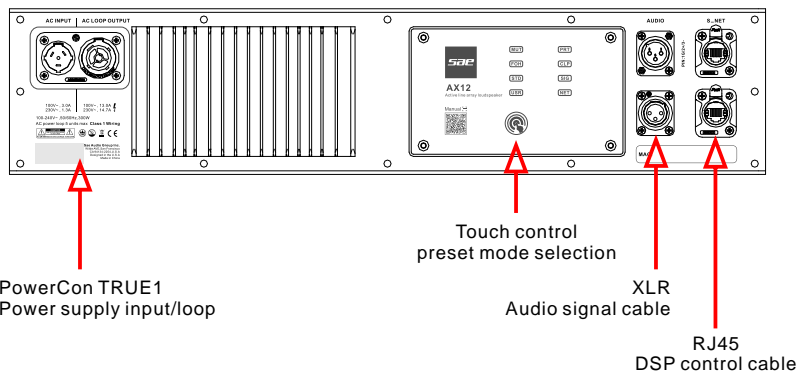


- 4 Install the array frame and lifting system, secure the rear rigging arms at the LINK holes. The rear rigging arms can be deployed with some resistance, and slide correctly (no yellow label visible).




Connectors:

The AX12 equipped with two PowerCon TRUE1(Power)/XLR(Audio)/RJ45(DSP control) connectors wired in through. equipped with a touch panel to select scene presets.



Display panel:

MUT	Amplifier mute	PRT	Amplifier protection
FOH	Front of House	CLP	Output signal clip
STD	Standard application mode	SIG	Input signal level
USR	User preset	NET	DSP is controlled online



www.saeaudio.com

Manufacturer:Sae Audio Co.,LTD.
Sae reserves the right to make changes in specifications and products without prior notice.

